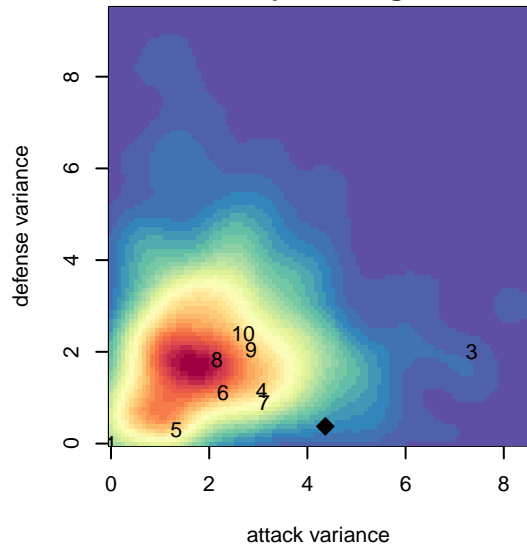
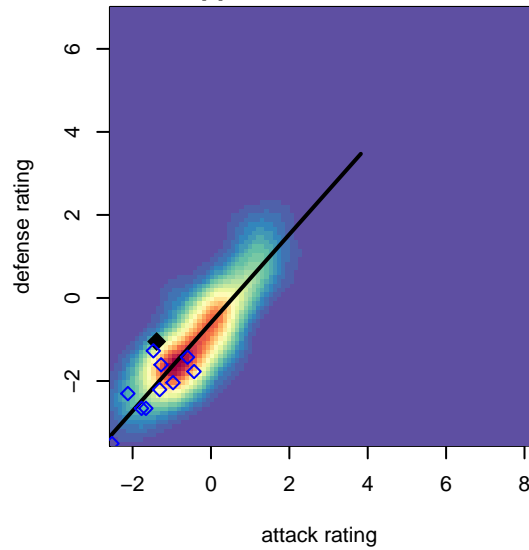


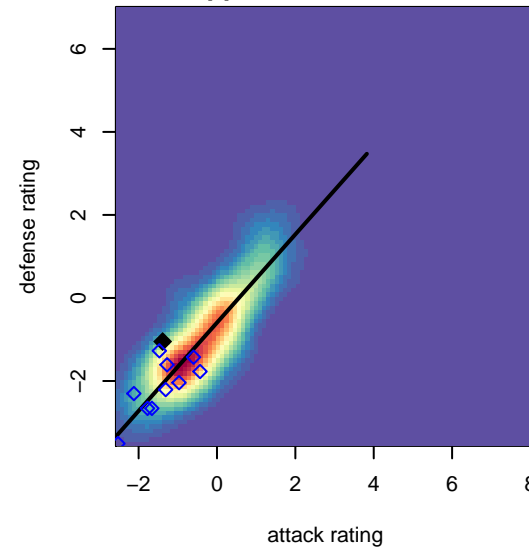
**attack and defense variance (black dot)
relative to other teams
and top 10 in region**



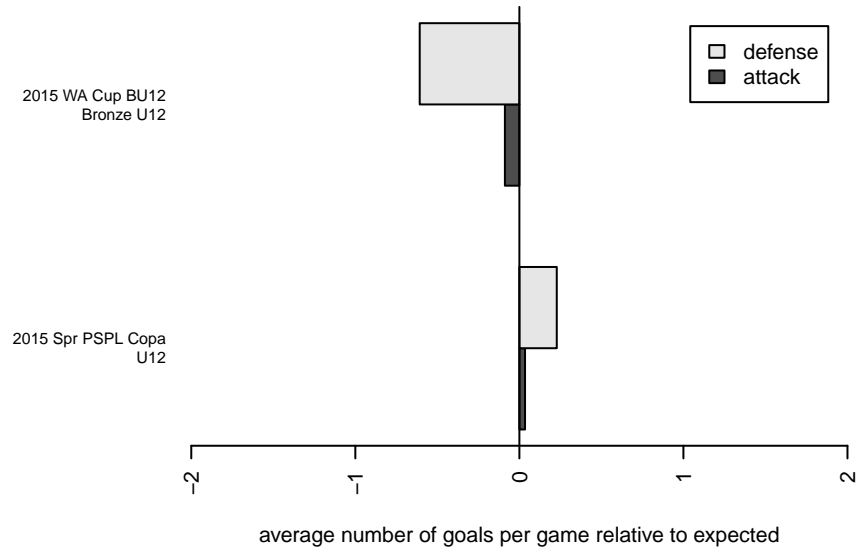
**attack and defense rating
relative to others at age
and all opponents in last 13 months**



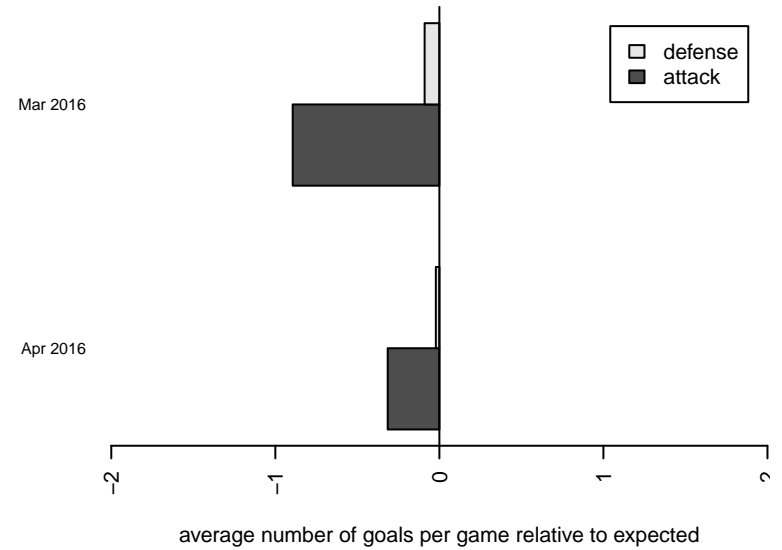
**attack and defense rating
relative to others at age
and all opponents in last 13 months**



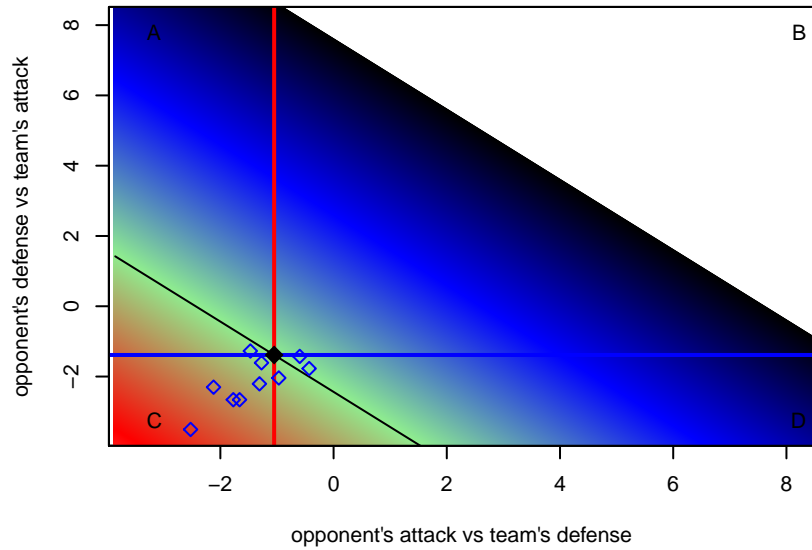
Performance relative to 13 month average



Performance relative to 13 month average



Distribution of opponents
 Red = Lose zone, Blue = Win zone, Green = Even
 Black line separates win/lose zones



lot. A=Neither has attack advantage, B=Opponent has both attack and defense advantage, C=Opponent has both attack and defense disadvantage, D=Both have

date	home		away		venue	pred.home	pred.away
2016-04-23	MRFC Blue B03	8	Nortac Sparta White B03	0	2015 Spr PSPL Copa U12	7.82	0.28
2016-04-17	Kent City White B03	2	MRFC Blue B03	1	2015 WA Cup BU12 Bronze U12	1.82	1.55
2016-04-17	West Narrows Blue B03	2	MRFC Blue B03	3	2015 WA Cup BU12 Bronze U12	1.67	1.21
2016-04-16	MRFC Blue B03	1	Emerald City FC Blue B03	2	2015 WA Cup BU12 Bronze U12	2.51	0.68
2016-04-09	Highline Premier Blue B03	0	MRFC Blue B03	0	2015 Spr PSPL Copa U12	0.73	1.30
2016-04-02	MRFC Blue B03	2	Emerald City FC Blue B03	0	2015 Spr PSPL Copa U12	2.51	0.68
2016-03-26	NW United Classic B03	1	MRFC Blue B03	0	2015 Spr PSPL Copa U12	0.68	1.06
2016-03-19	MRFC Blue B03	4	Seattle Celtic Black B03	1	2015 Spr PSPL Copa U12	3.74	0.47
2016-03-12	Kent City Black B03	0	MRFC Blue B03	1	2015 Spr PSPL Copa U12	0.39	3.04
2016-03-06	Seattle Celtic Orange B03	1	MRFC Blue B03	1	2015 Spr PSPL Copa U12	1.11	1.75
2016-02-27	MRFC Blue B03	9	Cascade FC White B03	0	2015 Spr PSPL Copa U12	3.52	0.49